




BY THE NUMBERS

\$1.5 Trillion
Assets Under
Management

PGIM offers services across a broad range of public and private asset classes. Our specialized managers deliver customized investment solutions and strategies to help our clients achieve their objectives.

Business	Assets (\$ bn)	Asset Class
 PGIM FIXED INCOME	\$964 ¹	Public Fixed Income
JENNISON ASSOCIATES	\$241 ²	Fundamental Equity and Fixed Income
 PGIM QUANTITATIVE SOLUTIONS	\$114 ³	Quantitative Equity and Global Multi-Asset Solutions
 PGIM PRIVATE CAPITAL	\$101	Private Placements and Alternative Private Credit
 PGIM REAL ESTATE	\$201 ⁴	Real Estate Equity and Debt
 PGIM INVESTMENTS	\$182 ⁵	Retail Funds – Mutual Funds, ETFs, and UCITS
 PGIM GLOBAL PARTNERS	\$28 ⁶	Retail – Domestic Asset Managers in India, China, and Taiwan

INDUSTRY-LEADING GROWTH

TOP 10

manager globally⁷ with 39 offices in 17 countries

10th **8th**

largest manager of institutional assets globally⁸

largest manager of actively managed assets globally⁹



HIGHLY SPECIALIZED TALENT

1,300

expert investment professionals

24

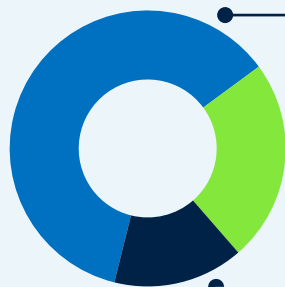
years average investment experience

15

years average tenure with the firm



SCALED TO MEET CLIENT NEEDS



798

Permanent + Rotational Analysts

310

PMs / Senior Executives

200

Traders / Other Investment Professionals



CLIENT RELATIONSHIPS

1,700 **200+**

third-party institutional clients

client relationships spanning more than 20 years


123

clients have over \$1 billion invested with us

169

of the top 300 Global Pension Funds¹⁰

GLOBAL FOOTPRINT



AUM BY CATEGORY/CLIENT TYPE	(\$ bn)
3 rd Party Institutional	\$625
General Account	\$493
Retail	\$395

INQUIRIES

Ted Smith
Global Communications
ted.smith@pgim.com

Jamie Crosby
Institutional Relationship Group
jamie.crosby@pgim.com

For more information, visit www.pgim.com

THE PURSUIT OF OUTPERFORMANCE

Assets under management (AuM) are based on company estimates and are subject to change.

1. AuM total includes \$26 billion in assets managed by PGIM Fixed Income for affiliated businesses, \$108 billion in PGIM Japan assets, and \$143 million of which is sub-advised by PGIM Private Capital.
2. AuM total includes equity \$172 billion, fixed income \$68 billion, and private credit and other alternatives \$471 million.
3. AuM total includes: assets managed by PGIM Quantitative Solutions and PGIM Wadhvani LLP (PGIMW), \$74 billion in directly managed mandates, \$40 billion of institutional and retail assets managed by various affiliated and third-party managers.
4. AuM total is reflected as gross and includes assets under administration. Net AUM is \$134 billion and AUA is \$45 billion.
5. Represents assets sub-advised by other PGIM units and are included in their totals.
6. AuM total represents total combined assets of the PGIM Global Partners businesses, including \$21 billion from joint ventures in which PFI does not have a controlling interest, and therefore does not correspond to assets under management and administration as reported by PFI. AUM also includes \$0.6 billion in assets sub-advised by other PGIM units and included in their totals.
7. PGIM is the investment management business of Prudential Financial, Inc. (PFI); PFI is the 10th largest investment manager (out of 477 firms surveyed) in terms of global assets under management based on Pensions & Investments' Top Money Managers list published on May 31, 2021. This ranking represents global assets under management by PFI as of December 31, 2020.
8. PGIM is the investment management business of Prudential Financial, Inc. (PFI); PFI is the 10th largest institutional investment manager (out of 477 firms surveyed) in terms of global institutional assets under management based on Pensions & Investments' Top Money Managers list published on May 31, 2021. This ranking represents institutional assets under management by PFI as of December 31, 2020.
9. PGIM is the 8th largest investment manager (out of 185 firms surveyed) in terms of actively managed assets under management based on IPE's Top 500 Managers list published June 2020. This ranking represents assets under management on an active basis by PGIM as of December 31, 2019.
10. Based on PGIM client list as of September 30, 2021 compared to P&I/Thinking Ahead Institute's Top 300 Global Pension Funds ranking, data as of December 31, 2020, published September 2021.

For professional investors only. All investments involve risk, including the possible loss of capital. Past performance is not indicative of future results.

The information contained herein is provided by PGIM, Inc., the principal asset management business of Prudential Financial, Inc. (PFI), and an investment adviser registered with the US Securities and Exchange Commission. Registration with the SEC does not imply a certain level of skill or training. PGIM is a trading name of PGIM, Inc. and its global subsidiaries and affiliates. Prudential Financial, Inc. of the United States is not affiliated in any manner with Prudential plc, incorporated in the United Kingdom or with Prudential Assurance Company, a subsidiary of M&G plc, incorporated in the United Kingdom.

In the United Kingdom, information is issued by PGIM Limited with registered office: Grand Buildings, 1-3 Strand, Trafalgar Square, London, WC2N 5HR. PGIM Limited is authorised and regulated by the Financial Conduct Authority ("FCA") of the United Kingdom (Firm Reference Number 193418). In the European Economic Area ("EEA"), information is issued by PGIM Netherlands B.V. with registered office: Gustav Mahlerlaan 1212, 1081 LA Amsterdam, The Netherlands. PGIM Netherlands B.V. is, authorised by the Autoriteit Financiële Markten ("AFM") in the Netherlands (Registration number 15003620) and operating on the basis of a European passport. In certain EEA countries, information is, where permitted, presented by PGIM Limited in reliance of provisions, exemptions or licenses available to PGIM Limited under temporary permission arrangements following the exit of the United Kingdom from the European Union. These materials are issued by PGIM Limited and/or PGIM Netherlands B.V. to persons who are professional clients as defined under the rules of the FCA and/or to persons who are professional clients as defined in the relevant local implementation of Directive 2014/65/EU (MiFID II).

In Singapore, information is issued by PGIM (Singapore) Pte. Ltd. (PGIM Singapore), a Singapore investment manager that is licensed as a capital markets service license holder by the Monetary Authority of Singapore and an exempt financial adviser (registration number: 199404146N). These materials are issued by PGIM Singapore for the general information of "institutional investors" pursuant to Section 304 of the Securities and Futures Act, Chapter 289 of Singapore (the "SFA") and "accredited investors" and other relevant persons in accordance with the conditions specified in Section 305 of the SFA. In Hong Kong, information is provided by PGIM (Hong Kong) Limited, a regulated entity with the Securities & Futures Commission in Hong Kong to professional investors as defined in Section 1 of Part 1 of Schedule 1 (paragraph (a) to (i) of the Securities and Futures Ordinance (Cap.571). PGIM, Inc. is exempt from the requirement to hold an Australian Financial Services License under the Corporations Act 2001 in respect of financial services. PGIM, Inc. is exempt by virtue of its regulation by the Securities and Exchange Commission under the laws of the United States of America, including applicable state laws and the application of ASIC Class Order 03/1100. The laws of the United States of America differ from Australian laws. In Japan, information is presented by PGIM Japan, Co. Ltd., ("PGIM Japan"), a registered Financial Instruments Business Operator with the Financial Services Agency of Japan. In South Korea, information is issued by PGIM, Inc., which is licensed to provide discretionary investment management services directly to South Korean qualified institutional investors on a cross-border basis. Certain information contained herein has been obtained from sources that PGIM believes to be reliable as of the date presented; however, PGIM cannot guarantee the accuracy of such information, assure its completeness, or warrant such information will not be changed. The information contained herein is current as of the date of issuance (or such earlier date as referenced herein) and is subject to change without notice. PGIM has no obligation to update any or all of such information; nor do we make any express or implied warranties or representations as to the completeness or accuracy or accept responsibility for errors.

These materials are not intended as an offer or solicitation with respect to the purchase or sale of any security or other financial instrument or any investment management services and should not be used as the basis for any investment decision. Past performance is not a guarantee or a reliable indicator of future results. No liability whatsoever is accepted for any loss (whether direct, indirect, or consequential) that may arise from any use of the information contained in or derived from this report.

© 2021 Prudential Financial, Inc., and its related entities. PGIM, the PGIM logo and the Rock symbol are service marks of PFI, and its related entities, registered in many jurisdictions worldwide.