

QUARTERLY INSIGHTS | INVESTMENT RESEARCH

UNITED STATES

Key Themes

- While COVID-19 Cases Wax and Wane, Real Estate Investor Demand Will Keep Rising
- Looking for an Affordable Apartment? Try San Francisco

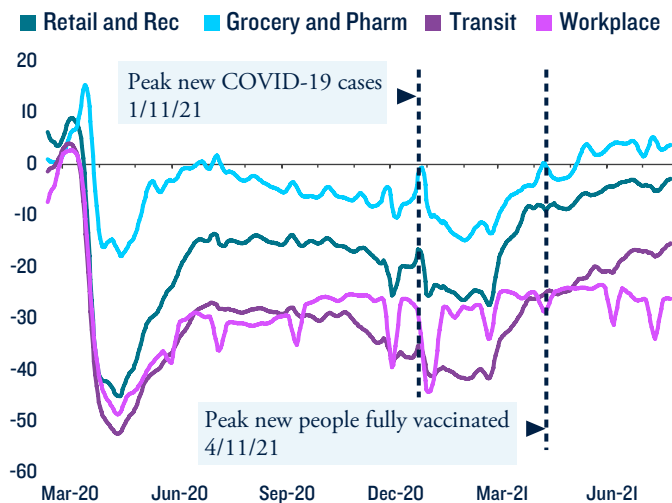
While COVID-19 Cases Wax and Wane, Real Estate Investor Demand Will Keep Rising

As of early Summer 2021, the trajectories of mobility, vaccinations and commercial real estate demand were all headed higher. As shown in exhibit 1, people who

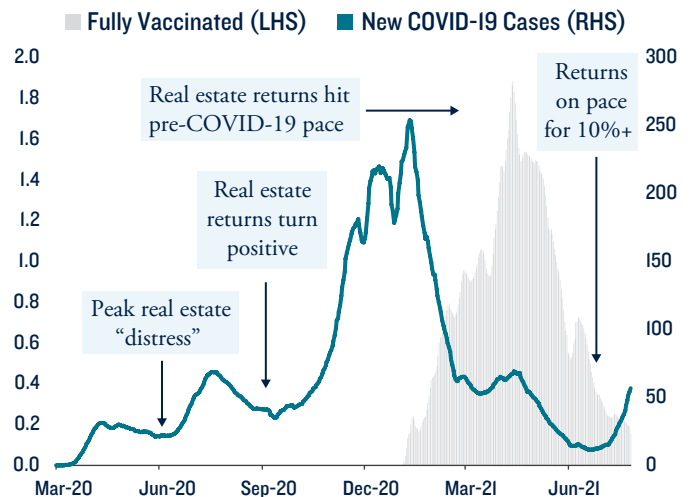
had become accustomed to limiting their activity were venturing out more—particularly for leisure activities such as shopping—though most were in no rush to head back to their offices. The increase in mobility started as vaccine rollouts began, which was also when the number of new COVID-19 cases began to decline.

Exhibit I: Real Estate Returns Have High Immunity to COVID-19...

Google Mobility Trends (Weekly Average % Change Since March 2020)



Fully Vaccinated Population (Millions) Vs. New COVID-19 Cases (Thousands)



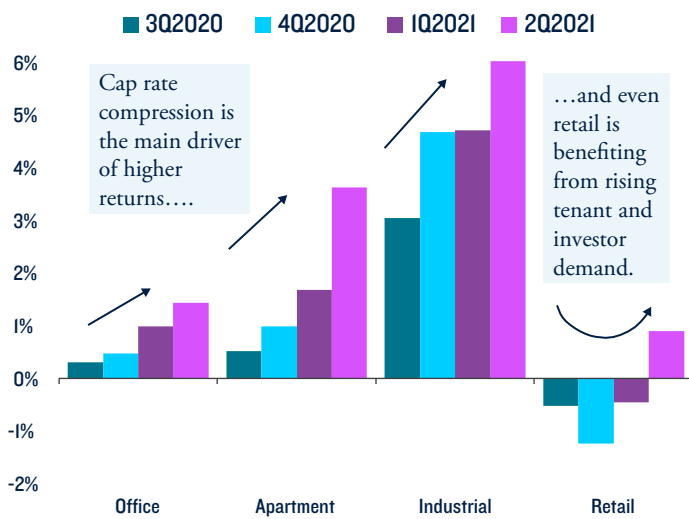
Sources: Google, Centers for Disease Control and Prevention, PGIM Real Estate. As of September 2021.

We now pose the question, Does the emergence of more-contagious variants of the COVID-19 virus change our positive outlook for real estate returns? Based on the past 16 months, the answer has to be no. Note that the boxes in exhibit 1's right-side graph show the inflection points of real estate returns from negative (barely) to positive, to a current trajectory wherein a 10% core unlevered return in 2021 is likely. There is no relationship between returns and COVID-19 cases; numbers of the latter have fluctuated up and down, but investors have consistently become more optimistic about the real estate outlook.

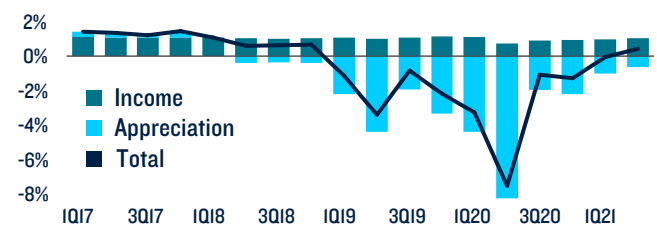
Further evidence for a sustained rebound in property values can be found in exhibit 2. On the left side, note that returns are improving not just for apartments and industrial but also for property types with more-uncertain tenant demand outlooks (office) and direct exposure to drops in consumer activity (retail). Within retail, returns have turned positive not just for more-defensive non-mall formats but even for the beleaguered mall sector.

Exhibit 2 : ... Even For Property Types With Less Certain Tenant Demand Outlooks

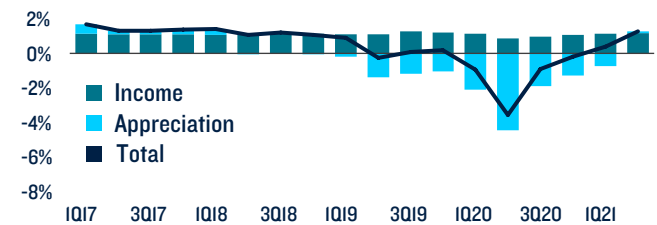
NCREIF Property Index Total Returns by Property Type (%)



ODCE Retail, Mall Returns (%)



ODCE Retail, Non-mall Returns (%)



Sources: NCREIF, PGIM Real Estate. As of September 2021.

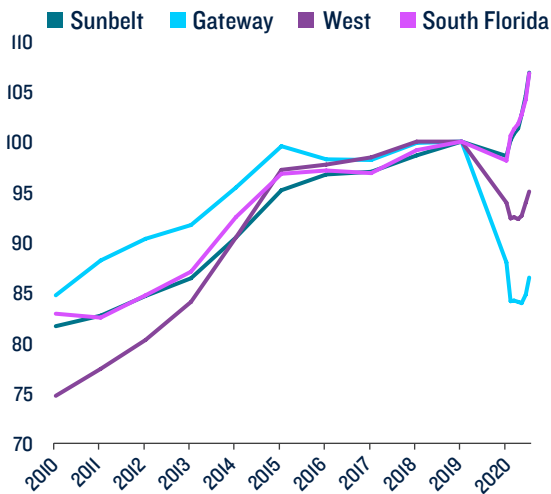
Looking for an Affordable Apartment? Try San Francisco

The divergence in apartment rent trajectories since the beginning of 2020 has been unprecedented. As shown in exhibit 3, apartments in the Gateway¹ markets experienced steep rent declines that are only now beginning to reverse. At the same time, apartment rents in most Sunbelt and South

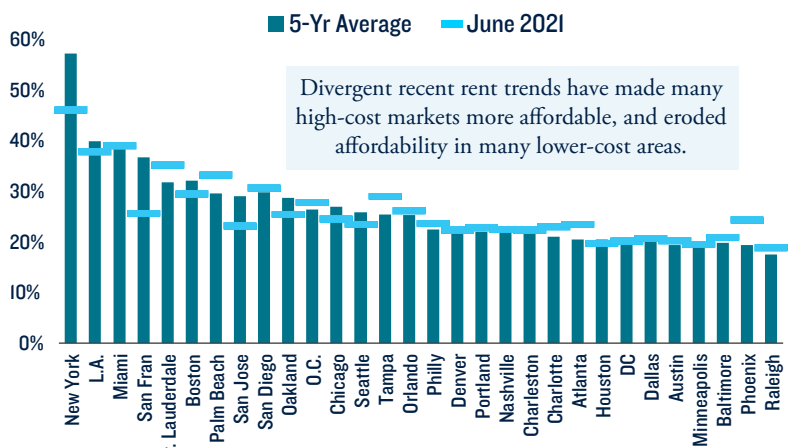
Florida markets held up well during the beginning of the pandemic—and then began spiking upward. As a result, many of the affordability² metrics have been turned upside down from their pre-2020 levels. Sunbelt cities such as Phoenix and Atlanta became much less affordable because of rising rents, whereas Gateway cities such as New York and Los Angeles became much more affordable. Most strikingly, San Francisco’s affordability is now *higher* than the national average.

Exhibit 3: As Rents Rise in Less Expensive Metros, Affordability Weakens

Real Apartment Rents by Region (Index: 100 = 4Q19)



5-Year Average Apartment Rent-to-income Ratio (2015-19) vs. Current Rent-to-income Ratio*



*Current rent-to-income based on 2019 median household income levels.

Sources: Axiometrics, Moody’s Analytics, PGIM Real Estate. As of September 2021.

¹ Gateway markets: Boston, Chicago, Los Angeles, New York, San Francisco, and Washington, D.C. Sunbelt markets: Atlanta, Austin, Charleston, Charlotte, Dallas, Houston, Nashville, Orlando, Phoenix, Raleigh, and Tampa. South Florida markets: Fort Lauderdale, Miami, and West Palm Beach. West markets: Denver, Orange County, Portland, San Diego, and Seattle.

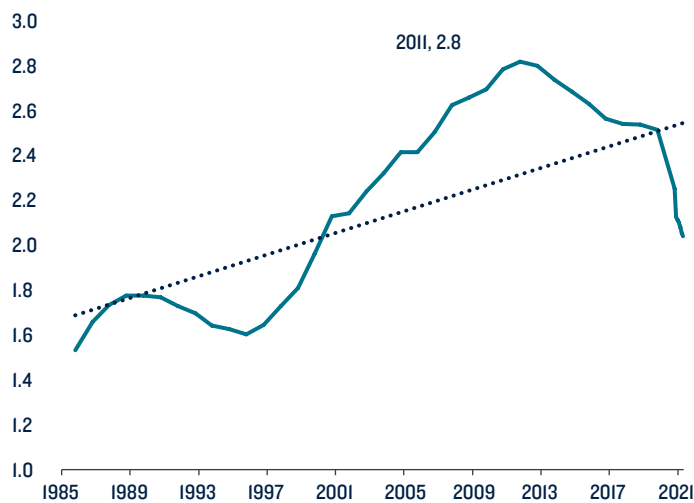
² Defined here as the ratio of average annual income to average annual apartment rent, assuming that incomes held steady from 2019 levels. It is possible that the stimulus and other transfer payments caused incomes to increase at atypically high rates since 2019—particularly in lower-cost areas—but we are using 2019 as a baseline to exclude the onetime effect of those payments.

This turns out to be another example of the pandemic’s acceleration of trends already under way. Exhibit 4 illustrates two ways prices have evolved. The left chart shows the ratio of effective rents in Gateway versus Sunbelt markets. That ratio peaked a decade ago—in 2011—when rent was 2.8 times higher in the average Gateway market than the average Sunbelt market. The ratio steadily declined to 2.5 before falling off a cliff to just above 2.0 as of mid-2021 due to rapid increases in rents in the Sunbelt and declines in rents in Gateway cities.

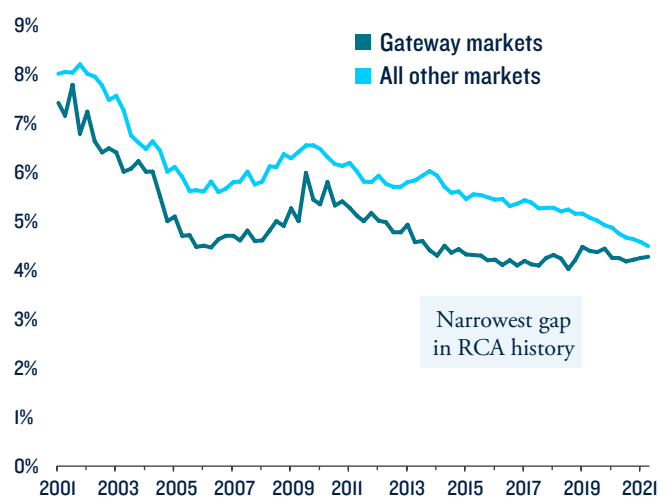
The graph at the right in exhibit 4 shows that investors have noticed, valuing properties at similar yields in major and nonmajor markets for the first time since at least 2001. Investors believe that the trend of faster rent growth in smaller markets has further to run, and over the near term, that may be the case. However, the trend line in the left graph suggests that a narrowing of the rent delta between Gateway and Sunbelt markets has overcorrected, signaling better rent growth in the Gateway markets in coming years.

Exhibit 4: Gateway-Sunbelt Convergence Has Accelerated During COVID-19

Gateway vs. Sunbelt Market Effective Rent Ratio (%)



Apartment Top Quartile Cap Rates (%)



Sources: Axiometrics, Real Capital Analytics, PGIM Real Estate. As of September 2021.

DR. PETER HAYES

Managing Director
 Global Head of Investment Research
 peter.hayes@pgim.com

LEE MENIFEE

Managing Director
 Head of Americas Investment Research
 lee.menifee@pgim.com

Important Information

This material is intended for Institutional and Professional Investors only. All investments involve risk, including the possible loss of capital. Past performance is not a guarantee or a reliable indicator of future results.

PGIM is the primary asset management business of Prudential Financial, Inc (PFI). PGIM Real Estate is PGIM's real estate investment advisory business and operates through PGIM, Inc., a registered investment advisor. Registration as a registered investment adviser does not imply a certain level or skill or training. PGIM, their respective logos as well as the Rock symbol are service marks of PFI and its related entities, registered in many jurisdictions worldwide. **PFI of the United States is not affiliated in any manner with Prudential plc, incorporated in the United Kingdom or with Prudential Assurance Company, a subsidiary of M&G plc, incorporated in the United Kingdom.** In the United Kingdom, information is issued by PGIM Limited with registered office: Grand Buildings, 1-3 Strand, Trafalgar Square, London, WC2N 5HR. PGIM Limited is authorised and regulated by the Financial Conduct Authority ("FCA") of the United Kingdom (Firm Reference Number 193418). In the European Economic Area ("EEA"), information is issued by PGIM Real Estate Luxembourg S.A. with registered office: 2, boulevard de la Foire, L-1528 Luxembourg. PGIM Real Estate Luxembourg S.A. is authorised and regulated by the Commission de Surveillance du Secteur Financier (the "CSSF") in Luxembourg (registration number A00001218) and operating on the basis of a European passport. In certain EEA countries, information is, where permitted, presented by PGIM Limited in reliance of provisions, exemptions or licenses available to PGIM Limited under temporary permission arrangements following the exit of the United Kingdom from the European Union. These materials are issued by PGIM Limited and/or PGIM Real Estate Luxembourg S.A. to persons who are professional clients as defined under the rules of the FCA and/or to persons who are professional clients as defined in the relevant local implementation of Directive 2014/65/EU (MiFID II). PGIM Real Estate Germany AG is a German Capital Management Company with a respective license pursuant to sec. 20, 22 of the German Capital Investment Act (Kapitalanlagegesetzbuch-KAGB). In case PGIM Real Estate Germany AG markets or distributes units or shares in external investment funds, i.e. investment funds for which PGIM Real Estate Germany AG does not provide the collective portfolio management within the meaning of Directive 2011/61/EU or, respectively, the KAGB, such marketing or distribution is performed in accordance with sec. 20 para. 3 no.6 KAGB. PGIM Real Estate Germany AG is not responsible for the collective portfolio management (including portfolio and risk management) within the meaning of Directive 2011/61/EU or, respectively, the KAGB, with regard to the respective investment funds in this case. It is also not responsible for the content of any marketing material (including prospectus, Offering Memoranda etc.) provided by the fund manager or other third parties. PGIM Real Estate Germany AG will not examine or assess the individual situation of any prospective investor and does not provide any personal recommendations, including recommendations related to tax issues, to prospective investors relating to transactions in the respective investment funds. Where relevant, prospective investors should seek advice from qualified third parties before they take an investment decision. In Japan, information is provided by PGIM Real Estate (Japan) Ltd, a Japanese asset manager that is registered with the Kanto Local Finance Bureau of Japan. The information provided in the document is presented by PGIM (Singapore) Pte. Ltd.), a Singapore investment manager that is registered with, and licensed by the Monetary Authority of Singapore. In Hong Kong, information is provided by PGIM (Hong Kong) Limited, a regulated entity with the Securities & Futures Commission in Hong Kong to professional investors as defined in Section 1 of Part 1 of Schedule 1 (paragraph (a) to (i) of the Securities and Futures Ordinance (Cap.571). In Australia, information is issued by PGIM (Australia) Pty Ltd ("PGIM Australia") for the general information of its "wholesale" customers (as defined in the Corporations Act 2001). PGIM Australia is a representative of PGIM Limited, which is exempt from the requirement to hold an Australian Financial Services License under the Australian Corporations Act 2001 in respect of financial services. PGIM Limited is exempt by virtue of its regulation by the Financial Conduct Authority under the laws of the United Kingdom and the application of ASIC Class Order 03/1099. The laws of the United Kingdom differ from Australian laws.

Important Information (continued)

These materials represent the views, opinions and recommendations of the authors regarding the economic conditions, asset classes, securities, issuers or financial instruments referenced herein. Distribution of this information to any person other than the person to whom it was originally delivered and to such person's advisers is unauthorized, and any reproduction of these materials in whole or in part or the divulgence of any of the contents hereof without prior consent of PGIM Real Estate is prohibited. Certain information contained herein has been obtained from sources that PGIM Real Estate believes to be reliable as of the date presented; however, PGIM Real Estate cannot guarantee the accuracy of such information, ensure its completeness or warrant such information will not be changed. The information contained herein is current as of the date of issuance or such earlier date as referenced herein and is subject to change without notice. PGIM Real Estate has no obligation to update any or all of such information, nor do we make any express or implied warranties or representations as to its completeness or accuracy or accept responsibility for errors. These materials are not intended as an offer or solicitation with respect to the purchase or sale of any security or other financial instrument or any investment management services and should not be used as the basis for any investment decision. Past performance is no guarantee or reliable indicator of future results. No liability whatsoever is accepted for any loss whether direct, indirect or consequential that may arise from any use of the information contained in or derived from this report. PGIM Real Estate and its affiliates may make investment decisions that are inconsistent with the recommendations or views expressed herein, including for proprietary accounts of PGIM Real Estate or its affiliates.

The opinions and recommendations herein do not take into account individual client circumstances, objectives or needs and are not intended as recommendations of particular securities, financial instruments or strategies to particular clients or prospects. No determination has been made regarding the suitability of any securities, financial instruments or strategies for particular clients or prospects. For any securities or financial instruments mentioned herein, recipients of this report must make their own independent decisions.

Conflicts of Interest: Key research team staff may be participating voting members of certain PGIM Real Estate fund and/or product investment committees with respect to decisions made on underlying investments or transactions. In addition, research personnel may receive incentive compensation based on the overall performance of the organization itself and certain investment funds or products. At the date of issue, PGIM Real Estate and/or affiliates may be buying, selling or holding significant positions in real estate, including publicly traded real estate securities. PGIM Real Estate affiliates may develop and publish research that is independent of and different from the recommendations contained herein. PGIM Real Estate personnel other than the authors, such as sales, marketing and trading personnel, may provide oral or written market commentary or ideas for PGIM Real Estate's clients or prospects or proprietary investment ideas that differ from the views expressed herein. Additional information regarding actual and potential conflicts of interest is available in Part II of PGIM's Form ADV.

Coronavirus: Occurrences of epidemics, depending on their scale, may cause different degrees of damage to national and local economies that could affect the value of the Fund and the Fund's underlying investments. Economic conditions may be disrupted by widespread outbreaks of infectious or contagious diseases, and such disruption may adversely affect real estate valuations, the Fund's investments, and the Fund and its potential returns. For example, the continuing spread of COVID-19 (also known as novel coronavirus) may have an adverse effect on the value, operating results and financial condition of some or all of the Fund's investments, as well as the ability of the Fund to source and execute target investments. The progress and outcome of the current COVID-19 outbreak remains uncertain.

These materials are for informational or educational purposes. In providing these materials, PGIM (i) is not acting as your fiduciary and is not giving advice in a fiduciary capacity and (ii) is not undertaking to provide impartial investment advice as PGIM will receive compensation for its investment management services.